

**ISUZU**  
**TRUCK**

**FOR ADDITIONAL INFORMATION ON  
ISUZU'S FULL LINE OF LOW CAB FORWARD TRUCKS  
PLEASE VISIT**

**WWW.ISUZUCV.COM OR CALL (866) 441-9638**



**ISUZU**  
**TRUCK**



**N-SERIES DIESEL**

All photographs, illustrations, equipment and technical data in this brochure are based on the latest information available at the time of publication. Isuzu Commercial Truck of America, Inc. reserves the right to make changes at any time, without notice, in prices, colors, materials, equipment, specifications and models and to discontinue models or equipment. Isuzu vehicles are assembled from component parts manufactured by Isuzu Motors Limited, its affiliated companies and by independent suppliers who manufacture such components to Isuzu's exacting standards for quality, performance and safety. Some vehicles are shown with optional equipment. Some equipment is dealer installed. Visit your authorized Isuzu dealer for warranty and other details. NPR-HD, NPR-XD, NQR and NRR are trademarks of Isuzu Motors Limited. Truck bodies represented herein are products of Supreme Corporation, Morgan Corporation Knapheide Manufacturing Company and Thermo King. Android is a trademark of Google LLC. Apple Carplay is a registered trademark of Apple Inc. Mobileye is a trademark of Mobileye Vision Technologies LTD. Bottle Logic is a registered trademark of Bottle Logic Brewing. Facebook is a registered trademark of Facebook, Inc. Instagram is a registered trademark of Instagram, LLC. Twitter is a registered trademark of Twitter, Inc. YouTube is a registered trademark of Google Inc. Neither Isuzu Commercial Truck of America, Inc. nor Isuzu Motors Limited are sponsored by or affiliated with these platforms.

TM



# MORE THAN A CHASSIS

***“Isuzu” translates as “fifty bells pealing in harmony and celebration to form one unified sound.”***

Harmony is what we strive for with our customers. The medium-duty segment offers customers a number of options to choose from, but when they choose Isuzu it means something more to us. We are ***more than a chassis*** and we aim to show that to each of our customers.

Sure, Isuzu’s legendary reliability is a testament to how well built our trucks are. They are put to the test every day from the harsh environments of construction to the stop-n-go of home delivery. And at every turn, we are there to support our owners with robust warranties, quality parts and excellent maintenance at more than 300 authorized Isuzu dealerships and service facilities.

***Isuzu has been the best-selling low cab forward truck in America every year since 1986.***

That wouldn’t be possible if our customers bought one Isuzu truck and then switched to another brand. But they don’t. They come back, year after year, truck after truck. Decades of performance and millions of miles of reliability have made Isuzu a leader in the medium-duty segment.

We are ***more than a chassis*** to hundreds of thousands of owner-operators and fleet managers that can attest to the great performance of Isuzu trucks and to our brand support. There isn’t just

one compelling reason to choose Isuzu but many reasons. Owning an Isuzu truck is just the beginning of a relationship – we aim to prove that Isuzu trucks are ***more than a chassis***.





**THE #1 BEST SELLING LCF  
TRUCK IN AMERICA SINCE 1986**

IMPAIRED CLEARANCE  
P.L.L.C. Order № 43537





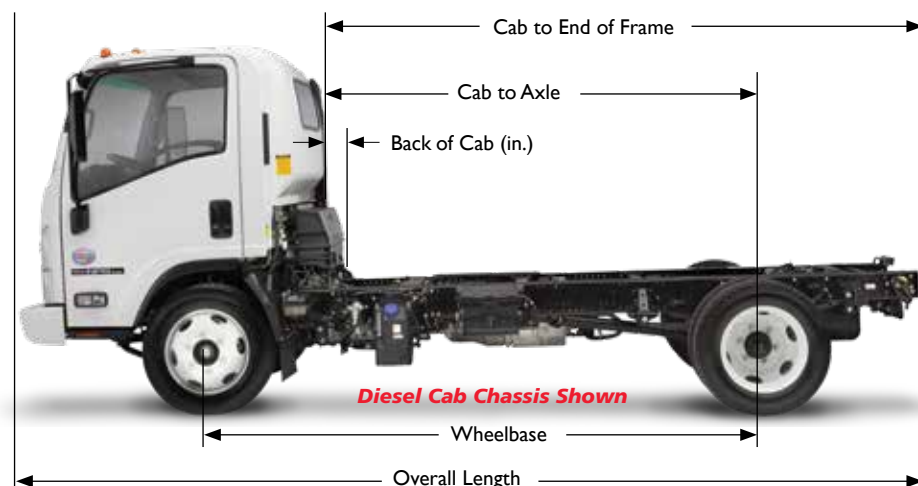
# LESS IS MORE. MORE IS BEST.

The Isuzu low cab forward (LCF) design is known for providing outstanding visibility and maneuverability. These two advantages alone make Isuzu trucks easier and safer to drive. Our multiple wheelbases give N-Series customers a choice of body sizes up to 24 feet in length -- giving you **more** choices, **more** driver benefits and **less** hassle when navigating the road ahead. **Less is more and more is best.**

## EFFICIENT OVERALL LENGTH

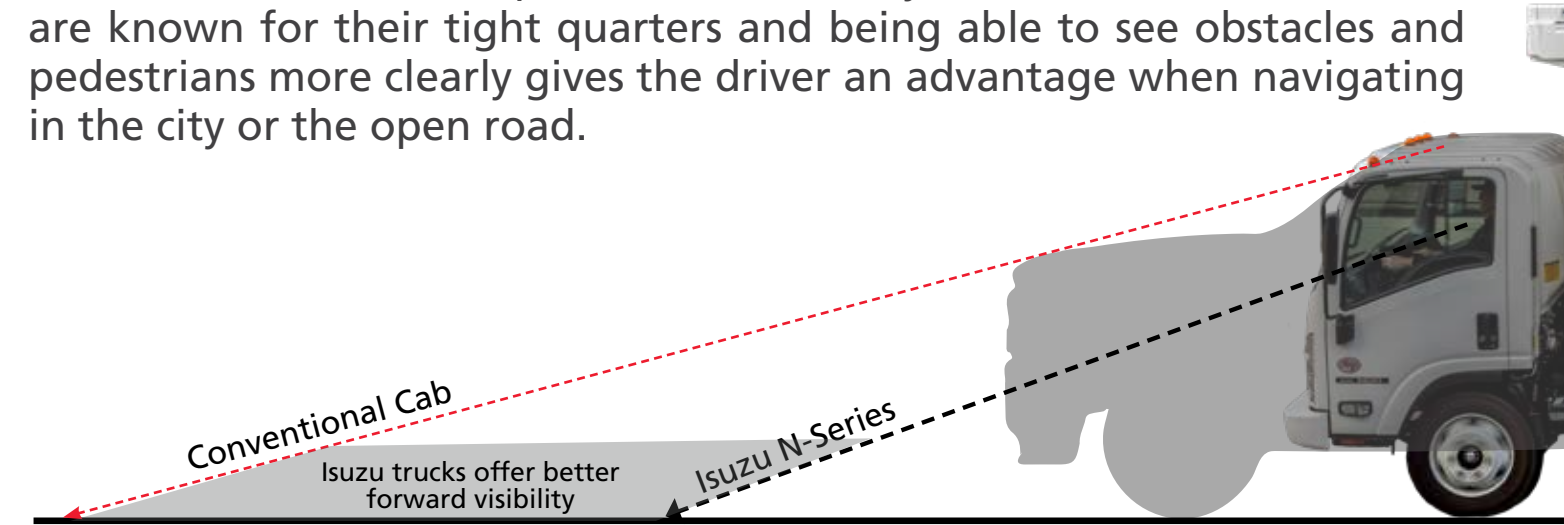
Conventional cabs are longer in order to accommodate a forward-mounted engine. In contrast, Isuzu LCF cabs are positioned above the engine with **less** forward mass. This efficient design gives LCF owners **more** Cab to Axle (CA) space compared to conventional cabs with equivalent wheelbases, allowing:

- Up to 2-ft. longer bodies on equivalent wheelbases to accommodate **more** cargo
- Body sizes from 10 to 24-ft. in length. This versatility gives you **more** choices when upfitting your next N-Series truck
- **More** maneuverability. When equal body sizes are mounted on a traditional and low cab forward truck, the low cab forward truck has a shorter overall vehicle length providing **more** maneuverability with equal cargo loads



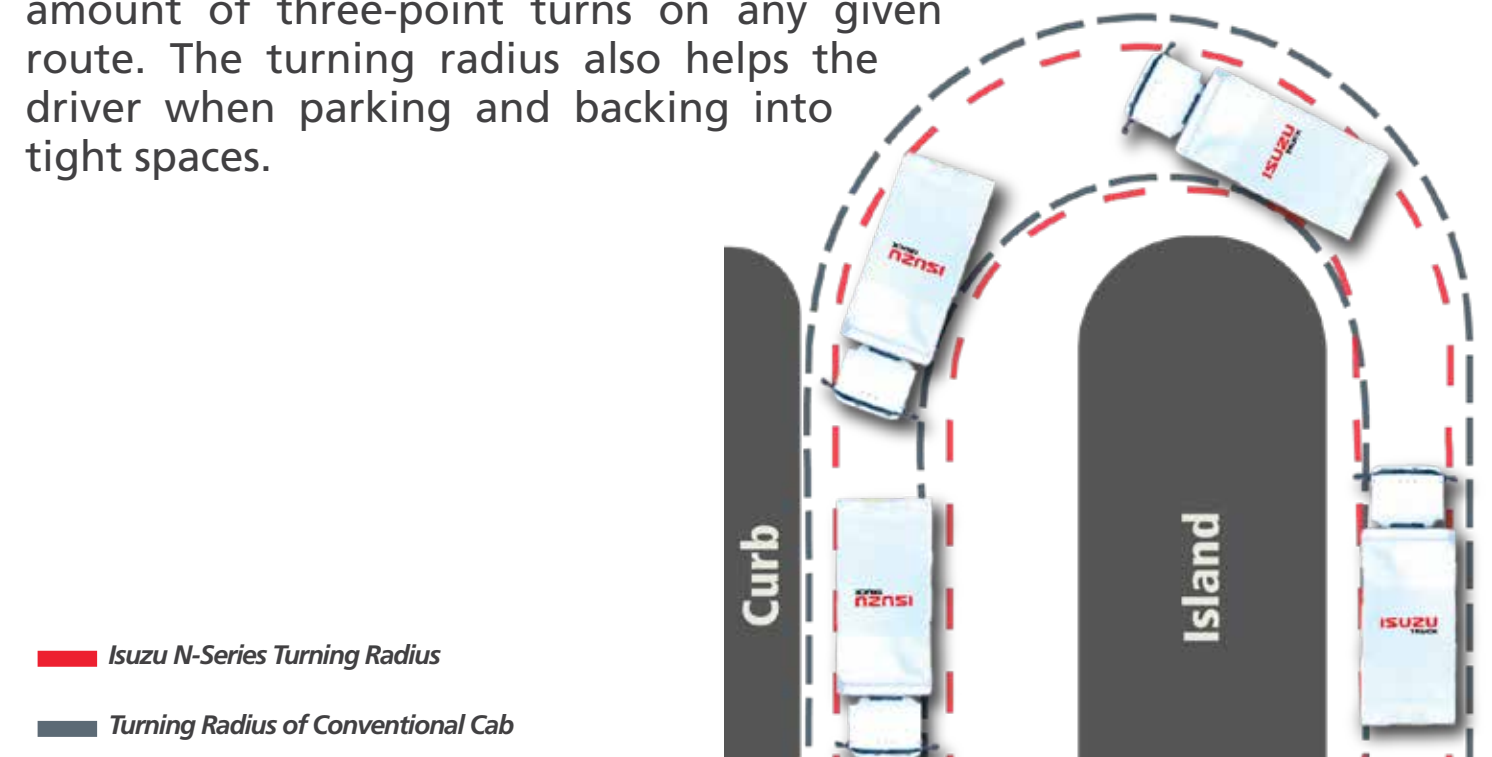
## INCREASED FORWARD VISIBILITY

**Less** mass in front of the cab gives the driver and passengers **more** visibility compared to traditional cabs. This not only helps to make driving an Isuzu truck easier, but also helps to enhance safety for the driver. Urban areas are known for their tight quarters and being able to see obstacles and pedestrians more clearly gives the driver an advantage when navigating in the city or the open road.

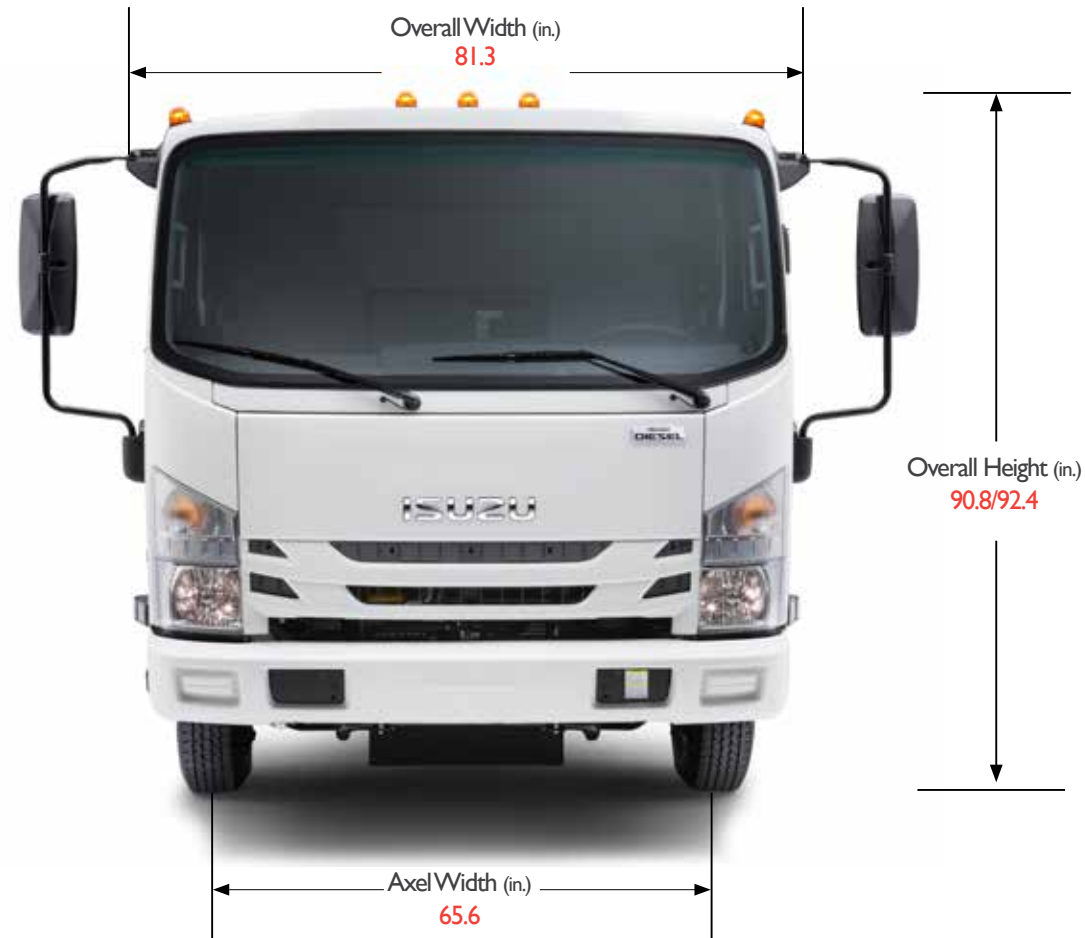


## 3-POINTERS ARE GOOD FOR BASKETBALL, NOT SO MUCH IN TRUCKING

Fewer three-point turns saves time and time is money. **More** time, **more** money. Isuzu trucks have class-leading turning radius which reduce the amount of three-point turns on any given route. The turning radius also helps the driver when parking and backing into tight spaces.



# N-SERIES DIMENSIONS AND CAPACITIES



# 2021 ISUZU N-SERIES

## STANDARD CAB

Wheelbase (in.)	Cab to Axle (in.)	Cab to End of Frame (in.)	Back of Cab (in.)	Overall Length (in.)	Body Length (ft.)
109.0	86.5	129.6	7.7	200.5	10-12
132.5	110.0	153.1	7.7	224.0	12-14
150.0	127.5	170.6	7.7	241.5	16-18
176.0	153.5	196.6	7.7	267.5	18-20
200.0†	177.5	220.6	7.7	291.5	22
212.0††	189.5	232.6	7.7	303.5	24

## CREW CAB

150.0	88.5	131.6	5.0	241.5	12
176.0	114.5	157.6	5.0	267.5	16

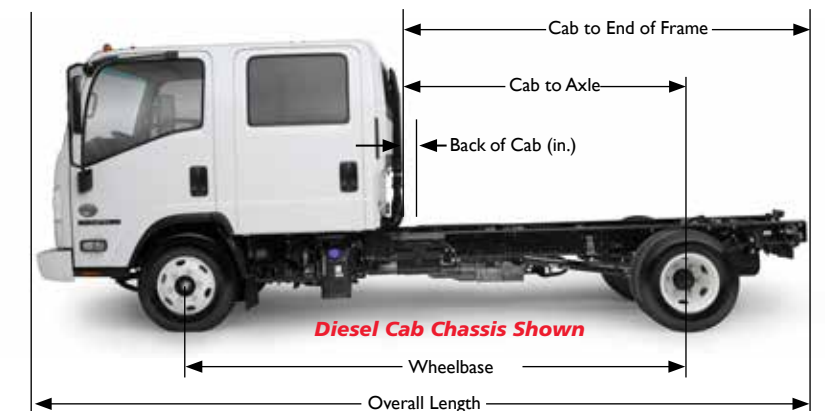
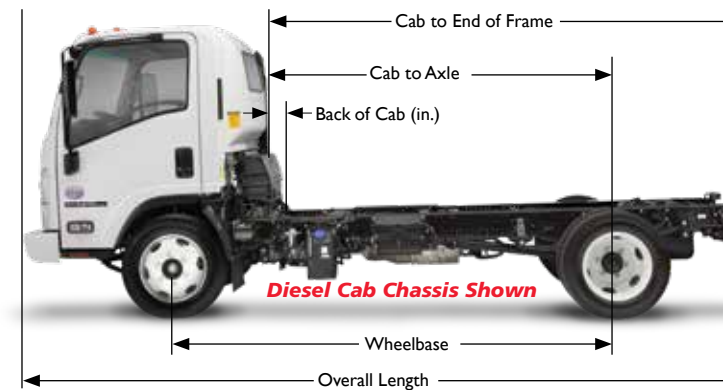
† NQR, NRR only    †† NRR only

## STANDARD CAB

Wheelbase (in.)	NPR-HD		NPR-XD		NQR		NRR	
	Curb Weight (lbs.)	Body Payload (lbs.)	Curb Weight (lbs.)	Body Payload (lbs.)	Curb Weight (lbs.)	Body Payload (lbs.)	Curb Weight (lbs.)	Body Payload (lbs.)
109.0	6,044	8,456	6,474	9,526	6,569	11,381	6,706	12,794
132.5	6,133	8,367	6,561	9,439	6,662	11,288	6,801	12,699
150.0	6,175	8,325	6,603	9,397	6,708	11,242	6,845	12,655
176.0	6,230	8,270	6,659	9,341	6,766	11,184	6,904	12,596
200.0	N/A	N/A	N/A	N/A	7,091	10,859	7,266	12,234
212.0	N/A	N/A	N/A	N/A	N/A	N/A	7,286	12,214

## CREW CAB

150.0	6,748	7,752	7,175	8,825	7,281	10,669	7,330	12,170
176.0	6,814	7,686	7,240	8,760	7,350	10,600	7,399	12,101



# NPR-HD

14,500 LBS. GVWR  
CLASS 4



**STANDARD CAB**  
SEATING FOR UP TO 3



**CREW CAB**  
SEATING FOR UP TO 7



20,500 lbs.  
GCWR




7,686  
to  
8,456  
LBS  
BODY PAYLOAD



**DIESEL**  
5.2L I4 TURBOCHARGED  
215 HP @ 2,500 RPM  
452 LB-FT @ 1,850 RPM



30-GAL IN-FRAME  
FUEL TANK



6-SPEED AUTOMATIC



215/85R16E (10-pr)

VACUUM/HYDRAULIC  
W/4-CHANNEL ABS

Front Disc  
11.5-in.

Rear Drum  
12.6-in.





# NPR-XD

16,000 LBS. GVWR  
CLASS 4



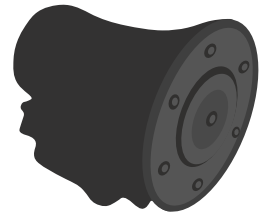
22,000 lbs.  
GCWR



5.2L I4 TURBOCHARGED  
215 HP @ 2,500 RPM  
452 LB-FT @ 1,850 RPM



30-GAL IN-FRAME  
FUEL TANK



6-SPEED AUTOMATIC



225/70R19.5F (12-pr)

VACUUM/HYDRAULIC  
W/4-CHANNEL ABS

Front Disc  
14.3-in.

Rear Drum  
12.6-in.



8,760  
to  
9,526  
LBS

BODY PAYLOAD



CREW CAB  
SEATING FOR UP TO 7



STANDARD CAB  
SEATING FOR UP TO 3



23,950 lbs.  
GCWR




10,600  
to  
11,381  
LBS  
BODY PAYLOAD



**DIESEL**  
5.2L I4 TURBOCHARGED  
215 HP @ 2,500 RPM  
452 LB-FT @ 1,850 RPM



30-GAL IN-FRAME  
FUEL TANK



6-SPEED AUTOMATIC



215/85R16E (10-pr)

VACUUM/HYDRAULIC  
W/4-CHANNEL ABS

Front Disc  
14.3-in.

Rear Drum  
12.6-in.



**STANDARD CAB**  
SEATING FOR UP TO 3



**CREW CAB**  
SEATING FOR UP TO 7





**25,500 lbs.**  
GCWR



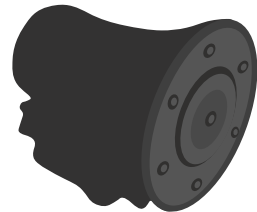
**12,101 to 12,794 LBS**  
BODY PAYLOAD



**5.2L I4 TURBOCHARGED**  
215 HP @ 2,500 RPM  
452 LB-FT @ 1,850 RPM



**30-GAL IN-FRAME FUEL TANK**



**6-SPEED AUTOMATIC**



**225/70R19.5F (12-pr)**

**VACUUM/HYDRAULIC W/4-CHANNEL ABS**

**Front Disc 14.3-in.**

**Rear Drum 14.6-in.**



**STANDARD CAB**  
SEATING FOR UP TO 3



**CREW CAB**  
SEATING FOR UP TO 7



**MORE THAN A CHASSIS**





# ACCESSORIES



**VERTICAL EXHAUST**

For custom body mounting and special equipment, exhaust is relocated from the frame rail to directly behind the cab. Available on N-Series Standard Cab only.



**AIR DEFLECTOR**

To help maximize fuel efficiency, the custom-designed Isuzu Air Deflector directs air over the top and around the sides of body to reduce drag.



**CHROME GRILLE**

Enhances styling with a chrome-accented grille.



**LOCKABLE DEF CAP**

Helps prevent DEF theft and prevent contamination from filling the tank with other liquids that can cause powertrain damage. Owners of multiple trucks can have them single keyed. Includes two keys.



**KEYLESS ENTRY**

Conveniently locks and unlocks all cab doors at the push of a button. Two transmitters included.



**SIDE-MOUNTED FUEL TANK**

Doubles fuel capacity to reduce multiple fuel stops. Works in conjunction with standard 30-gallon in-rail tank. Available on Standard Cab 150 and 176-in. wheelbases and Crew Cab 176-in. wheelbase.




**HEATED MIRRORS**

Heated flat and convex mirrors or heated flat and convex mirrors with dual remote controls. Heated flat and convex mirrors prevent fogging and ice collection with a quick push of a cab switch. For added convenience, available remote controls allow the driver to quickly adjust the angle of the flat or convex mirror.



**HIGH-VISIBILITY RED SEATBELTS**

Red seatbelts provide quick visual verification that seat belts are being worn to conform with safety regulations.



**MOBILEYE**

This passive safety system provides alerts and warnings for enhanced safety. The system incorporates Forward Collision Warning, Pedestrian Collision Warning, Lane Departure Warning and Headway Monitoring and Warning.

## TOUCHSCREEN AUDIO SYSTEM



The Alpine iLX-207 is equipped with a convenient touchscreen display and provides 200 watts of sound. This versatile system works with Apple CarPlay® and Android Auto which gives you access to a number of your smartphone's apps including navigation. It is also equipped with built-in Bluetooth®, SiriusXM connectivity (antennae and subscription required), an HDMI input, an HD Radio™ tuner and more. A USB port and AUX input are also included.

A backup camera is also available with the system. When ordering the audio system, select this upgrade to enhance your driving experience and safety. The camera is reverse-linked and projects an image with guidelines on the display.



**SEAT COVERS**

Designed and tailored for a custom fit, these seat covers help reduce seat wear and tear to protect your investment while enhancing the look and feel of the cabin. Available on Standard and Crew Cab models.



**SUSPENSION SEAT**

Designed to increase driver's comfort and help reduce fatigue, the suspension seat dampens the impact of rough road surfaces and can be adjusted for personalized settings. Not available on Crew Cab.

## Other Optional Equipment:

- Spare Keys (2 additional keys)
- PTO Switch
- Fire Extinguisher and Triangle Kit
- Backup Alarm
- 102-in. Side Mirror Bracket
- Oil Pan Heater
- Cold Weather Packages
- Emergency Engine Shutdown System
- Engine Idle Shutdown (3 or 5 minutes)
- Speed Limiting to 58, 65, 68 or 70 mph
- CAN Interface Converter (SAE J1939, provides read-only CAN data for compatible telematics systems)





# QUALITY PROGRAMS

RELIABLE. PREDICTABLE. TRUSTWORTHY.

What do Isuzu trucks have that others don't? It's not just multiple wheel choices, chrome grilles and the latest bells and whistles. It's more than that. The best low cab forward truck is backed by unrivaled product and customer support, a best-in-class warranty and a low cost of ownership. It's the intangibles and so much more. Our customers' loyalty is due to our quality product and the support we back it with.



Isuzu diesel trucks are equipped with a Data Recording Module (DRM) that tracks your truck's performance in key areas like fuel economy, engine and emission conditions and braking conditions just to name a few. Your dealer can run a Vehicle Health Report on your truck to help you monitor how it is being driven, identify potential repairs and help protect your investment while maximizing your uptime.



Your truck's maintenance is vital to keeping it on the road and performing its best. That is why every new Isuzu diesel truck comes with a complimentary oil coverage plan. It is more than just an oil and filter change every 10,000 miles or 300 engine hours. This maintenance plan covers lubricating the chassis, replacing engine and chassis fuel filters, checking your tire pressures and running a Vehicle Health Report. This plan covers your truck for two years or 60,000 miles, whichever comes first.



Preventive maintenance increases your operating efficiency and maximizes your fuel economy. This comprehensive program protects you against increasing labor and parts costs for three to six years. PSMP also guarantees you "Priority" treatment during your service visits and when roadside assistance is needed. And any unused portion of your PSMP can be rolled into your next purchase, transferred to the next owner, or refunded to you.



Protecting your investment beyond the standard warranty assures you a high level of protection against costly repairs. This limited warranty covers you for up to five years or 200,000 miles (250,000 miles also available), whichever comes first, extends Roadside Assistance for duration of the warranty and doubles the mileage of the after-treatment system.

Warranty coverages are determined by the mileage of the vehicle and the number of years from the delivery date. See your authorized Isuzu dealer for warranty details.

Call 866.441.9659 – 24/7/365 – It is as simple as that when you are in need. Roadside Assistance is standard for the first three years (unlimited miles) on Isuzu diesel trucks. It covers tows, jump starts, lock outs and fueling (owner is responsible for cost of fuel).

Specifically-designed replacement parts developed for Isuzu trucks. They are approved for all warranty repairs and carry a one-year unlimited mile warranty.

Isuzu FleetValue Parts are designed to provide a low cost of ownership, safe operation of your truck and superior quality. We ensure that FleetValue Parts meet OEM standards and back them with a one-year unlimited mile warranty.

Isuzu Finance of America is the captive finance company for Isuzu Commercial Truck of America. Exclusive programs, like the Isuzu iLease, are offered through authorized Isuzu dealers nationwide. The iLease is by far the most cost-effective option for qualifying customers, allowing them to take advantage of low monthly payments. Ask your Isuzu dealer for more information on Isuzu Finance offerings that will best fit your business needs!

